


Name \_\_\_\_\_

Period \_\_\_\_\_ Date \_\_\_\_\_



**MathLinks**

**8-12**

STUDENT PACKET

**MATHLINKS GRADE 8  
STUDENT PACKET 12  
LINES, ANGLES, AND TRIANGLES**

<b>12.1</b>	<b>Angles and Triangles</b> <ul style="list-style-type: none"><li>• Use facts about supplementary, complementary, vertical, and adjacent angles to find angle measures.</li><li>• Experimentally verify facts about the angle sum and exterior angle of triangles.</li><li>• Write and solve equations involving angle measures.</li></ul>	<b>1</b>
<b>12.2</b>	<b>Parallel Lines</b> <ul style="list-style-type: none"><li>• Establish facts about angles formed when parallel lines are cut by a transversal.</li><li>• Prove angle sum and exterior angle theorems for triangles.</li><li>• Solve problems involving angle measures.</li></ul>	<b>6</b>
<b>12.3</b>	<b>The Pythagorean Theorem</b> <ul style="list-style-type: none"><li>• Explore the Pythagorean Theorem numerically, algebraically, and geometrically.</li><li>• Understand a proof of the Pythagorean Theorem.</li><li>• Use the Pythagorean Theorem and its converse to solve problems.</li><li>• Apply the Pythagorean Theorem to find distances in the coordinate plane.</li></ul>	<b>12</b>
<b>12.4</b>	<b>Skill Builders, Vocabulary, and Review</b>	<b>23</b>

## WORD BANK

Word	Definition	Example or Picture
adjacent angles		
complementary angles		
exterior angle of a triangle		
hypotenuse of a right triangle		
legs of a right triangle		
parallel lines		
supplementary angles		
transversal		
vertical angles		

# ANGLES AND TRIANGLES

### Summary (Ready)

We will establish relationships among angles. We will establish facts about angle sums in triangles. We will solve problems involving angle measures.

### Goals (Set)

- Use facts about supplementary, complementary, vertical, and adjacent angles to find angle measures.
- Experimentally verify facts about the angle sum and exterior angle of triangles.
- Write and solve equations involving angle measures.

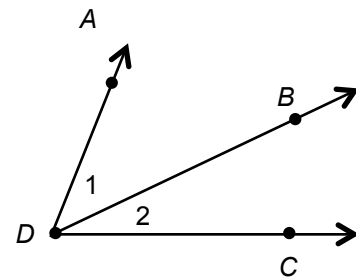
### Warmup (Go)

Fill in the blanks with appropriate words or numbers.

1. An acute angle is an angle that measures \_\_\_\_\_  $90^\circ$ .
2. A right angle is an angle that measures \_\_\_\_\_  $90^\circ$ .
3. An obtuse angle is an angle that measures \_\_\_\_\_  $90^\circ$ , but less than  $180^\circ$ .
4. A straight angle is an angle that measures \_\_\_\_\_.

5. Name  $\angle 1$  in two different ways.  $\angle$ \_\_\_\_\_  $\angle$ \_\_\_\_\_

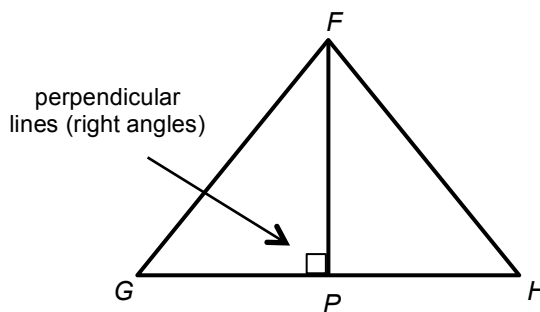
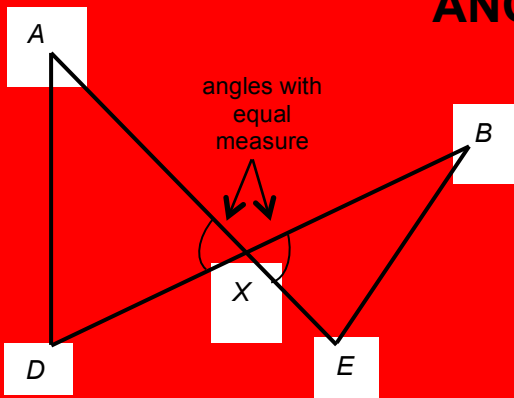
6. Why is it unclear to name  $\angle 1$  as  $\angle D$ ?



We will indicate the measure of an angle using absolute value signs. For example, “the measure of angle 1” will be written  $|\angle 1|$ .

7. If  $|\angle ADB| = 42^\circ$  and  $|\angle ADC| = 74^\circ$ , find  $|\angle BDC|$ .

# ANGLE PAIRS



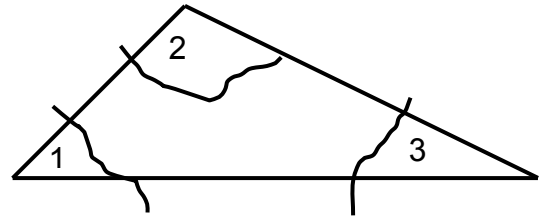
Use the two diagrams above and the definitions below to name the angle pairs.

<p>1. <u>Adjacent angles</u> are angles that share a common vertex and a common side, and that lie on opposite sides of the common side.</p> <p><math>\angle</math> _____ and <math>\angle</math> _____</p> <p><math>\angle</math> _____ and <math>\angle</math> _____</p>	<p>2. <u>Vertical angles</u> are the opposite angles formed by two lines that intersect at a point.</p> <p><math>\angle</math> _____ and <math>\angle</math> _____</p> <p><math>\angle</math> _____ and <math>\angle</math> _____</p>
<p>3. <u>Complementary angles</u> are two angles with measures whose sum is <math>90^\circ</math>.</p> <p><math>\angle</math> _____ and <math>\angle</math> _____</p> <p><math>\angle</math> _____ and <math>\angle</math> _____</p>	<p>4. <u>Supplementary angles</u> are two angles with measures whose sum is <math>180^\circ</math>.</p> <p><math>\angle</math> _____ and <math>\angle</math> _____</p> <p><math>\angle</math> _____ and <math>\angle</math> _____</p>

- If complementary angles have equal measures, what is the measure of each angle? \_\_\_\_\_
- If supplementary angles have equal measures, what is the measure of each angle? \_\_\_\_\_
- Use a counter example to show that the statement “all adjacent angles have equal measures” is false. Include a diagram.
- Numbering angles is a simple way to refer to angles when explaining ideas. Number some of the angles in the diagram above. Use those angles to give an example of the statement “vertical angles always have equal measure.”

## TEAR IT UP EXPERIMENT

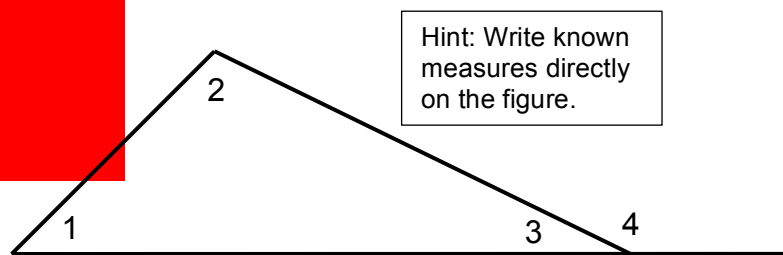
1. Start with **any** triangle.
2. **Tear** off all three angles.
3. Place the “puzzle pieces” together so that the three angles form a straight angle. Sketch your results.
4. Compare your results with the results of your partners. Make a conjecture about the sum of the measures of the angles in a triangle, based on this experiment.



5. If  $|\angle 1| = 50^\circ$  and  $|\angle 2| = 100^\circ$ ,

Find  $|\angle 3|$  \_\_\_\_\_

Find  $|\angle 4|$  \_\_\_\_\_



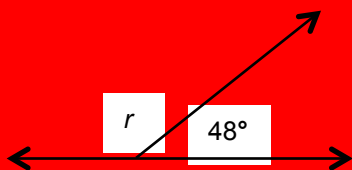
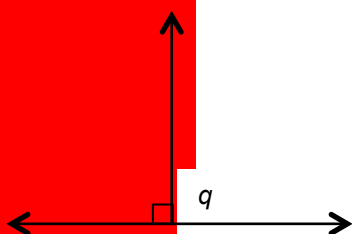
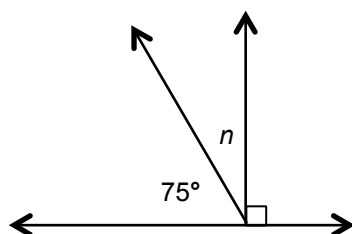
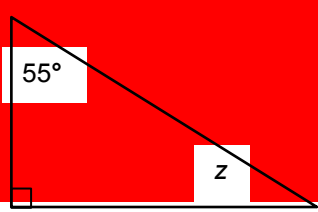
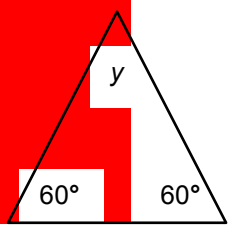
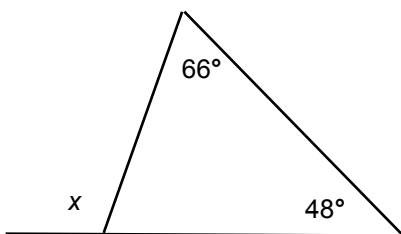
6. What is the relationship between  $|\angle 1|$ ,  $|\angle 2|$ , and  $|\angle 4|$ ? Do you think this will always be true? Explain your reasoning.

An exterior angle of a triangle is an angle formed by a side of the triangle and an extension of its adjacent side.

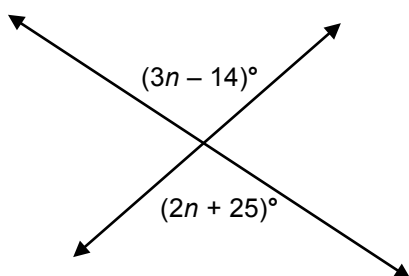
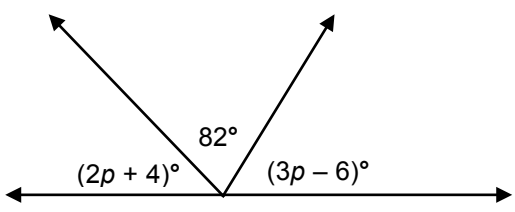
7. Which angle in the triangle above is an exterior angle? \_\_\_\_\_
8. Extend sides of the triangle to identify five more exterior angles. Label them  $\angle 5$ ,  $\angle 6$ ,  $\angle 7$ ,  $\angle 8$ ,  $\angle 9$ .
9. Use appropriate notation to show which exterior angles have equal measures.

# FIND THE MISSING ANGLE MEASURES

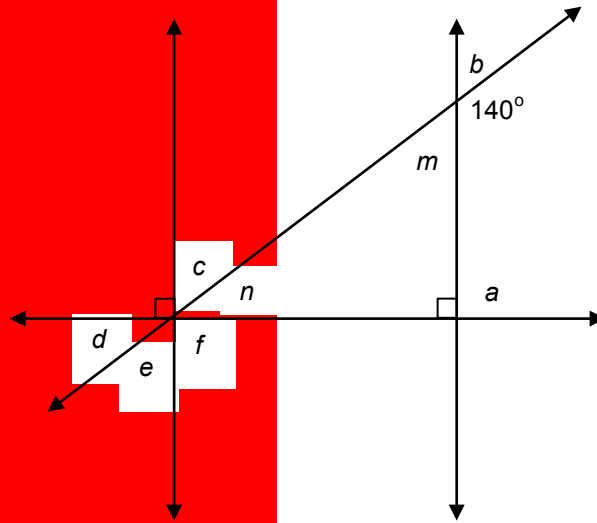
Use facts about angles and triangles to find the missing angle measures. Do not use a protractor. Diagrams may not be to scale.

<p>1. <math> \angle r  = \underline{\hspace{2cm}}</math></p> 	<p>2. <math> \angle q  = \underline{\hspace{2cm}}</math></p> 	<p>3. <math> \angle n  = \underline{\hspace{2cm}}</math></p> 
<p>4. <math> \angle z  = \underline{\hspace{2cm}}</math></p> 	<p>5. <math> \angle y  = \underline{\hspace{2cm}}</math></p> 	<p>6. <math> \angle x  = \underline{\hspace{2cm}}</math></p> 

Find the unknown and the measure of each angle in each diagram.

<p>7.</p> 	<p>8.</p> 
---	--

## PRACTICE FINDING ANGLE MEASURES



Find the measure of each angle and support each answer with an explanation or calculation.

<p>1. <math> \angle m  = \underline{\hspace{2cm}}</math></p>	<p>2. <math> \angle n  = \underline{\hspace{2cm}}</math></p>
<p>3. <math> \angle a  = \underline{\hspace{2cm}}</math></p>	<p>4. <math> \angle b  = \underline{\hspace{2cm}}</math></p>
<p>5. <math> \angle c  = \underline{\hspace{2cm}}</math></p>	<p>6. <math> \angle d  = \underline{\hspace{2cm}}</math></p>
<p>7. <math> \angle e  = \underline{\hspace{2cm}}</math></p>	<p>8. <math> \angle f  = \underline{\hspace{2cm}}</math></p>

# PARALLEL LINES

## Summary (Ready)

We will establish vocabulary and facts related to angles formed when parallel lines are crossed by a third line. We will use properties of parallel lines to solve problems.

## Goals (Set)

- Establish facts about angles formed when parallel lines are cut by a transversal.
- Prove angle sum and exterior angle theorems for triangles.
- Solve problems involving angle measures.

## Warmup (Go)

Parallel lines are lines in a plane that never intersect each other. If line  $m$  is parallel to line  $n$ , we write  $m \parallel n$ .

This diagram contains two parallel lines,  $m$ , and  $n$ . We indicate they are parallel with  $\gg$ .

The parallel lines are crossed (or cut) by another line  $k$ , called a transversal.

1. Use a protractor to find the measure of each angle formed when these parallel lines are cut by the transversal.

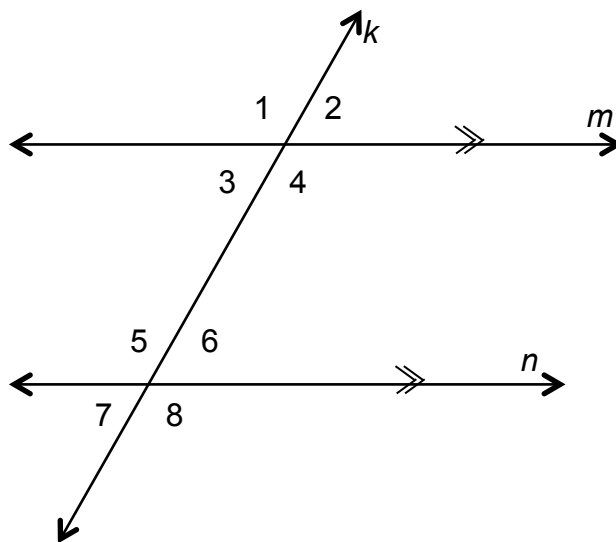
$|\angle 1| = \underline{\hspace{2cm}}$        $|\angle 2| = \underline{\hspace{2cm}}$

$|\angle 3| = \underline{\hspace{2cm}}$        $|\angle 4| = \underline{\hspace{2cm}}$

$|\angle 5| = \underline{\hspace{2cm}}$        $|\angle 6| = \underline{\hspace{2cm}}$

$|\angle 7| = \underline{\hspace{2cm}}$        $|\angle 8| = \underline{\hspace{2cm}}$

2. What do you notice about the measures of all of the acute angles in this figure?
3. What do you notice about the measures of all of the obtuse angles in this figure?





## ABOUT PARALLEL LINES 1

Use the word bank below. Select a word to match each description. Then give one or more examples using the diagram in the warmup.

	Word or Phrase	Description	Example
1.		Lines in a plane that never meet.	
2.		A line that passes through two or more lines.	
3.		If a transversal intersects two parallel lines, these angles appear on the same side of the transversal in the same relative location.	
4.		If parallel lines are cut by a transversal, these angles appear on the opposite sides of the transversal and between the parallel lines.	
5.		If parallel lines are cut by a transversal, these angles appear on the opposite sides of the transversal and outside the parallel lines.	
6.		Two angles with measures whose sum is $180^\circ$ .	
7.		Opposite angles formed by two lines that intersect at a point.	
8.		Angles that share a common vertex and a common side, and that lie on opposite sides of the common side.	

9. Circle all the angle pairs listed in the word bank that have equal measures if two parallel lines are cut by a transversal.

### WORD BANK

adjacent angles	alternate exterior angles	alternate interior angles
corresponding angles	parallel lines	supplementary angles
transversal	vertical angles	

## ABOUT PARALLEL LINES 2

If two parallel lines are cut by a transversal, then

- alternate interior angles have equal measure,
- corresponding angles have equal measure,
- alternate exterior angles have equal measure.

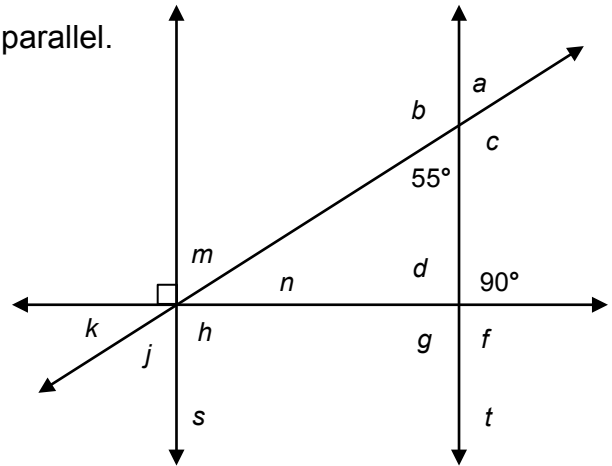
1. Assume lines that appear to be parallel are truly parallel.

Label the parallel lines using  $\gg$  notation.

Label the transversal lines  $u$  and  $v$ .

2. Find the measures of all labeled angles.

Write them directly on the diagram.



Name a pair of:

3. acute vertical angles	4. right vertical angles
5. obtuse vertical angles	6. corresponding angles
7. alternate interior angles	8. alternate exterior angles
9. adjacent supplementary angles	10. non-adjacent supplementary angles
11. adjacent complementary angles	12. non-adjacent complementary angles

13. In problems 3-12 above, circle the names of all pairs of angles that always have equal measures.

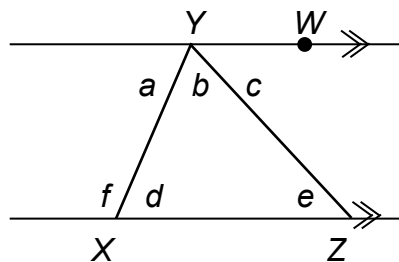
## ANGLE SUMS IN TRIANGLES REVISITED

You are given the diagram at the right.

Parallel lines ( $\parallel$ ) are indicated with  $\gg$ .

Transversals form  $\triangle XYZ$

This is a proof of two important facts about the angle measures in triangles. Explain why each statement below is true.



	Statements	Explain why the statement is true.
1.	$\overleftrightarrow{WY} \parallel \overleftrightarrow{XZ}$	
2.	$ \angle a  +  \angle b  +  \angle c  = 180^\circ$	
3.	$ \angle a  =  \angle d $	
4.	$ \angle c  =  \angle e $	
5.	$ \angle b  +  \angle d  +  \angle e  = 180^\circ$	
6.	$ \angle f  +  \angle d  = 180^\circ$	
7.	$ \angle b  +  \angle d  +  \angle e  =  \angle f  +  \angle d $	
8.	$ \angle b  +  \angle e  =  \angle f $	

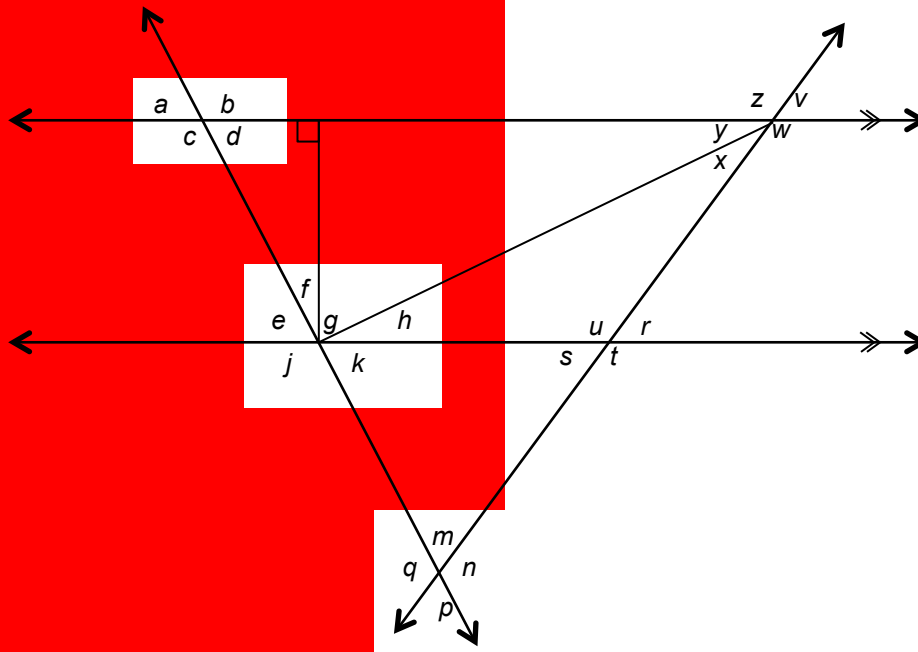
### Two Important Facts About Angles in Triangles

- (A) The sum of the measures of the interior angles of a triangle equals  $180^\circ$ .
- (B) The measure of an exterior angle of a triangle is equal to the sum of the measures of the two nonadjacent interior angles.

9. Which line in the proof above establishes statement (A)? \_\_\_\_\_

10. Which line in the proof above establishes statement (B)? \_\_\_\_\_

### BIG PUZZLE



Find the measures of all the angles in the figure above. Three are already given to you.

- |   |   |   |   |
|---|---|---|---|
| 1. $ \angle a  = \underline{\hspace{1cm}}$  | 2. $ \angle b  = \underline{\hspace{1cm}}$  | 3. $ \angle c  = 130^\circ$                 | 4. $ \angle d  = \underline{\hspace{1cm}}$  |
| 5. $ \angle e  = \underline{\hspace{1cm}}$  | 6. $ \angle f  = \underline{\hspace{1cm}}$  | 7. $ \angle g  = \underline{\hspace{1cm}}$  | 8. $ \angle h  = \underline{\hspace{1cm}}$  |
| 9. $ \angle j  = \underline{\hspace{1cm}}$  | 10. $ \angle k  = \underline{\hspace{1cm}}$ | 11. $ \angle m  = \underline{\hspace{1cm}}$ | 12. $ \angle n  = \underline{\hspace{1cm}}$ |
| 13. $ \angle p  = \underline{\hspace{1cm}}$ | 14. $ \angle q  = \underline{\hspace{1cm}}$ | 15. $ \angle r  = \underline{\hspace{1cm}}$ | 16. $ \angle s  = \underline{\hspace{1cm}}$ |
| 17. $ \angle t  = \underline{\hspace{1cm}}$ | 18. $ \angle u  = \underline{\hspace{1cm}}$ | 19. $ \angle v  = \underline{\hspace{1cm}}$ | 20. $ \angle w  = \underline{\hspace{1cm}}$ |
| 21. $ \angle x  = \underline{\hspace{1cm}}$ | 22. $ \angle y  = 40^\circ$                 | 23. $ \angle z  = 120^\circ$                |   |

24. Explain how you found  $|\angle p|$ .

## CONVERSE OF A STATEMENT

The converse of a statement is created by interchanging the hypothesis and the conclusion. In other words, the converse of the statement “if A then B” is the statement “if B then A.”

Determine if each statement is true. If it is false, give a counterexample.

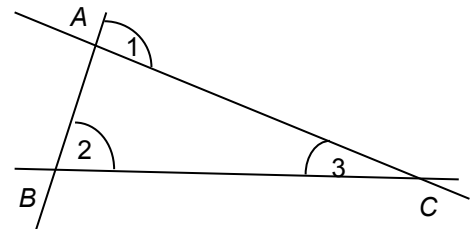
- \_\_\_\_\_ 1a. If  $n$  is an even integer, then  $n + 1$  is an odd integer. (Statement)  
 \_\_\_\_\_ 1b. If  $n + 1$  is an odd integer, then  $n$  is an even integer. (Converse)

- \_\_\_\_\_ 2a. If  $n$  is divisible by 9, then  $n$  is divisible by 3. (Statement)  
 \_\_\_\_\_ 2b. If  $n$  is divisible by 3, then  $n$  is divisible by 9. (Converse)

- \_\_\_\_\_ 3a. If three angles are interior angles of a triangle, then the sum of their measures is  $180^\circ$ . (Statement)  
 \_\_\_\_\_ 3b. If the sum of the measures of three angles equals  $180^\circ$ , then the angles are interior angles of a triangle. (Converse)

4. Is the converse of a true statement always true? \_\_\_\_\_

5. Refer to the figure at the right. Antonio said, “Angles 1 and 2 are congruent.” Archie said, “That doesn’t make sense.” Do you agree with Archie? Support your answer using facts about the angles in  $\triangle ABC$ .



6. Write the converse of the statement: If two parallel lines are cut by a transversal, then the corresponding angles have equal measure. Is the converse true or false?
7. Chuy said, “If two lines are cut by a transversal and corresponding angles are congruent, then the two lines can’t intersect.” Why is Chuy correct?

# THE PYTHAGOREAN THEOREM

## Summary (Ready)

We will explore the relationship among the side lengths of right triangles and then understand a proof of the Pythagorean Theorem. Then we will use this theorem to solve problems.

## Goals (Set)

- Explore the Pythagorean Theorem numerically, algebraically, and geometrically.
- Understand a proof of the Pythagorean Theorem.
- Use the Pythagorean Theorem and its converse to solve problems.
- Apply the Pythagorean Theorem to find distances in the coordinate plane.

## Warmup (Go)

Simplify each expression.

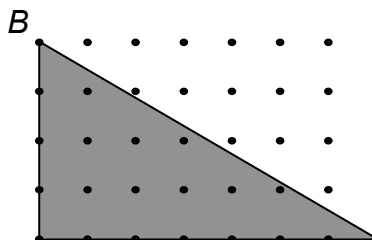
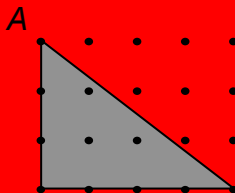
1. $a + a$	2. $a \cdot a$
3. $ab + ab$	4. $ab \cdot ab$
5. $\frac{1}{2}a + \frac{1}{2}a$	6. $\left(\frac{a}{2}\right)\left(\frac{a}{2}\right)$
7. $\frac{1}{2}ab + \frac{1}{2}ab$	8. $\frac{ab}{2} + \frac{ab}{2}$

## TWO RIGHT TRIANGLES

1. Draw the squares on the legs and the hypotenuse of each right triangle below.

is 1 linear unit

is 1 square unit

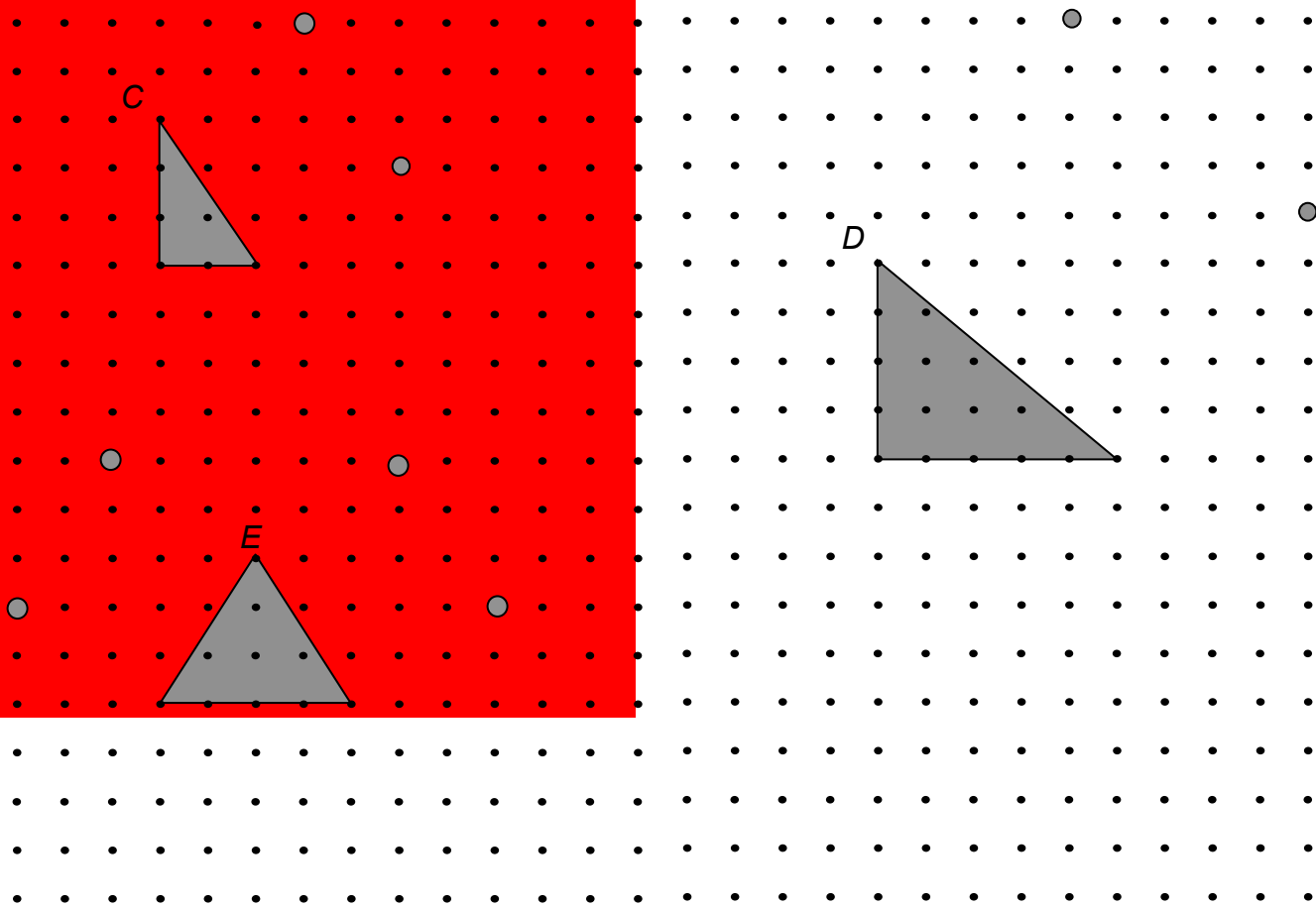


		Triangle A	Triangle B
2.	Length of the shorter leg		
3.	Length of the longer leg		
4.	Area of the square on the shorter leg		
5.	Area of the square on the longer leg		
6.	Area of the square on the hypotenuse		
7.	Length of the hypotenuse		

8. Write a conjecture about the relationship between the area of the square on the hypotenuse and the area of the squares of the legs of a right triangle.

## TWO MORE RIGHT TRIANGLES

1. Draw the squares on the legs and the hypotenuse of each right triangle below.



2. Find the area of each square on the triangles' legs and hypotenuse and fill in the blanks for the area equations.	3. Find the length of the legs and hypotenuse of each triangle and fill in the blanks for the side length equations.
Triangle C	Triangle D
Area equation: (     ) + (     ) = (     )	Area equation: (     ) + (     ) = (     )
Side length equation: (     ) <sup>2</sup> + (     ) <sup>2</sup> = (     )	Side length equation: (     ) <sup>2</sup> + (     ) <sup>2</sup> = (     )

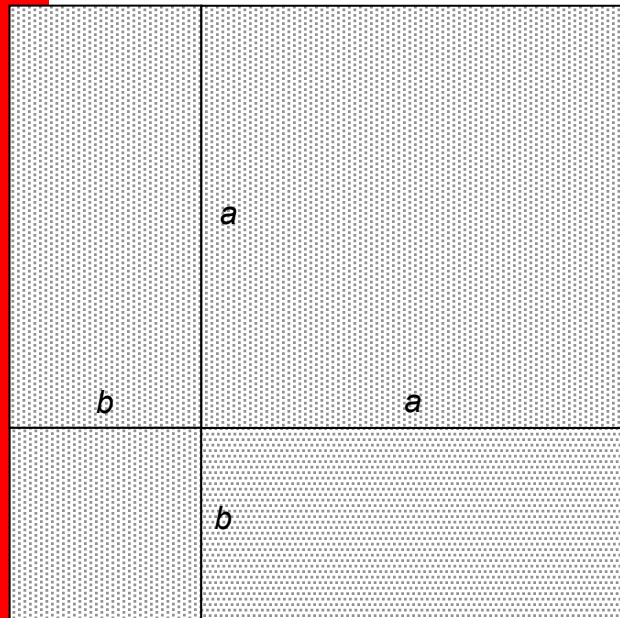
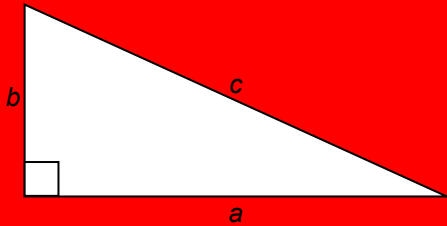
4. Draw squares on the sides of triangle *E*, find the areas of the squares, and demonstrate that the relationship in problems 2 and 3 does NOT hold for this triangle (which is NOT a right triangle).



# PROOF: PART 1

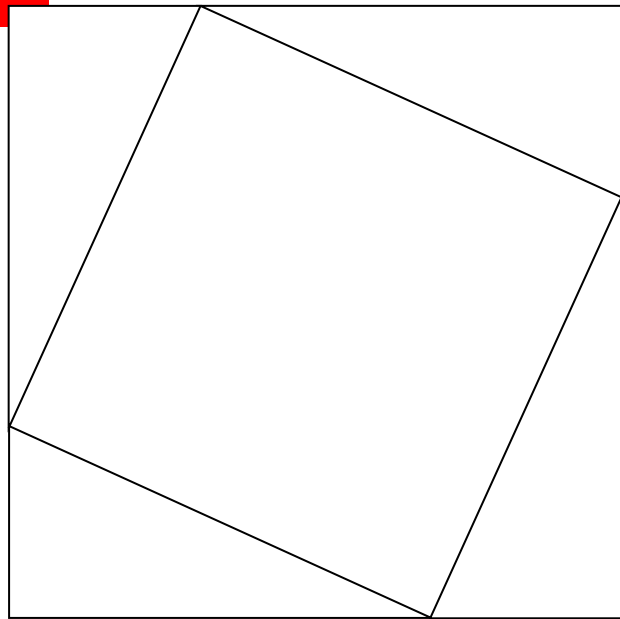
Your teacher will give you a copy of these squares to write on and cut out for this activity. You may also record measurements here.

Here is a right triangle with side lengths  $a$ ,  $b$ , and  $c$ :

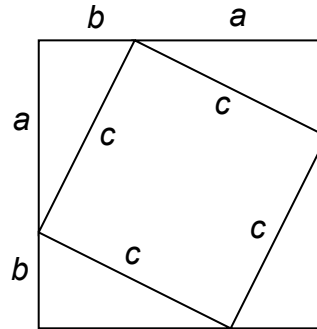
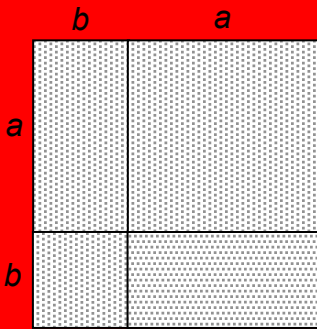


The two large squares have the same area. They were constructed using lengths  $a$ ,  $b$ , and  $c$ .

1. Label some right angles and some lengths on several segments of both large squares.
2. For both large squares, write the area inside of each polygonal piece.
3. Cut out both large squares. Then cut them apart along the interior lines.



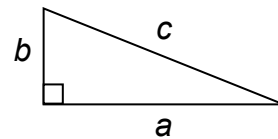
## A PROOF: PART 2



1. Write the areas inside the polygonal pieces in the two square figures above (use the information from the pieces previously cut.)
2. Write an equation that equates the sum of the areas of the shaded polygons with the sum of the areas of the unshaded polygons.

3. Simplify the equation.

4. Use words to state the meaning of this equation as it refers to the legs and the hypotenuse of the original triangle.



5. This relationship is called the \_\_\_\_\_.

## THE PYTHAGOREAN THEOREM AND ITS CONVERSE

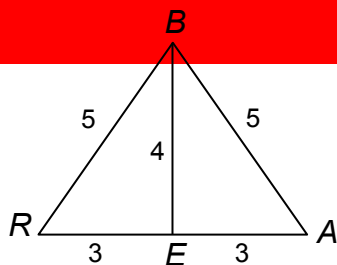
**Pythagorean Theorem:** For a right triangle, the sum of the squares of the lengths of the two legs is equal to the square of the length of the hypotenuse.

**Converse of the Pythagorean Theorem:** If the sum of the squares of the lengths of two sides of a triangle is equal to the square of the length of the third side, then the triangle is a right triangle.

1. Show why a triangle with side lengths of 4, 5, and 8 is not a right triangle.

2. In a right triangle, the legs measure 8 inches and 15 inches. Find the hypotenuse.

3. Is  $\overline{BE}$  perpendicular to  $\overline{AR}$ ? Explain with words and numbers.



4. The Pythagorean Theorem is applied in problem(s) \_\_\_\_\_ above.

5. The converse of the Pythagorean Theorem is applied in problem(s) \_\_\_\_\_ above.

6. To use the Pythagorean Theorem, what information do you need to know?

What will you find out?

7. To use the converse of the Pythagorean Theorem, what information do you need to know?

What will you find out?

## PYTHAGOREAN TRIPLES

A Pythagorean triple consists of three positive integers  $a$ ,  $b$ , and  $c$ , such that  $a^2 + b^2 = c^2$ .

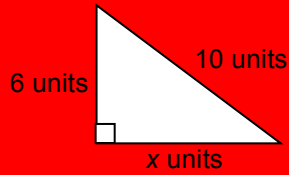
<p>1. Look for side length patterns:</p> <p>a. A right triangle has legs of lengths 5 units and 12 units. What is the length of its hypotenuse?</p> <p>b. Are these three integers a Pythagorean triple? Explain.</p> <p>c. A right triangle has legs of lengths 10 units and 24 units. What is the length of its hypotenuse?</p>	<p>2. Look for side length patterns:</p> <p>a. A triangle has side lengths of 3 units, 4 units, and 5 units. Is this a right triangle?</p> <p>b. Are these three integers a Pythagorean triple? Explain.</p> <p>c. A triangle has side lengths of 15 units, 20 units, and 25 units. Is this a right triangle?</p>
<p>d. Are these three integers a Pythagorean triple? Explain.</p> <p>e. How are the triples in these two triangles related?</p> <p>f. Propose another Pythagorean triple based on this problem. Check your conjecture.</p>	<p>d. Are these three integers a Pythagorean triple? Explain.</p> <p>e. How are the triples in these two triangles related?</p> <p>f. Propose another Pythagorean triple based on this problem. Check your conjecture.</p>

3. The Pythagorean Theorem is applied in problem(s) \_\_\_\_\_ above.  
 The converse of the Pythagorean Theorem is applied in problem(s) \_\_\_\_\_ above.

## FIND THE MISSING LENGTH

Find the missing length in each right triangle. Leave the result in square root form if the result is not equivalent to a whole number.

1.



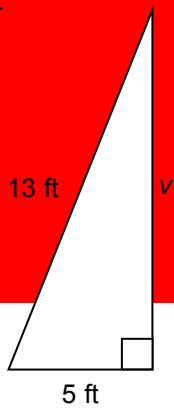
$$x^2 + (\underline{\hspace{1cm}})^2 = (\underline{\hspace{1cm}})^2$$

$$x^2 + \underline{\hspace{1cm}} = \underline{\hspace{1cm}}$$

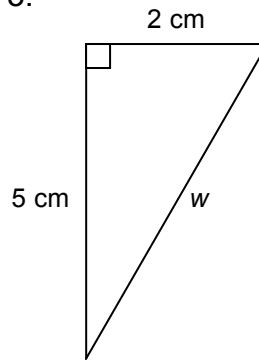
$$x^2 = \underline{\hspace{1cm}}$$

$$x = \underline{\hspace{1cm}}$$

2.



3.



4. To get from home to work every day, Samos drives 7 miles east on Avenue A, and then drives north on Avenue B. He knows that the straight-line distance from his home to his place of work is about 25 miles. How many miles does he drive north on Avenue B?

a. Draw a sketch:

b. Write an appropriate formula and substitute with numbers:

c. Answer the question in words:

**FIND THE MISSING LENGTH (Continued)**

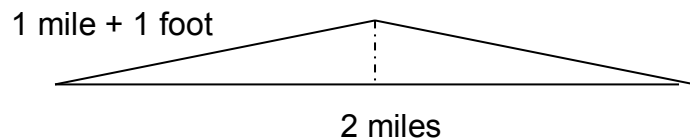
For each problem, sketch and label a diagram, and then find the missing length.

5. Find the diagonal of a rectangle whose sides are 15 mm and 20 mm long.

6. Find the diagonal of a square whose side is 10 cm long.

7. Find the height of an isosceles triangle with equal sides that each measure 12 inches and a base that is 18 inches long.

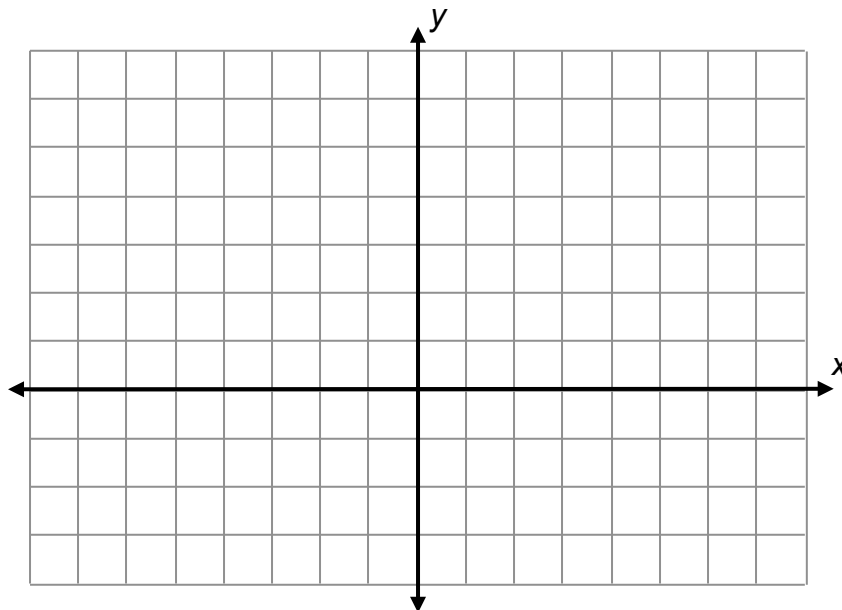
8. A stretch of railroad track two miles long is made up of two one-mile tracks. The rails were laid down end to end in winter. They were secured at the endpoints, but not in the middle. In the summer each rail expanded one foot in length and the tracks jugged upwards in the middle. How high above the ground was the rail in the middle?



## FINDING DISTANCES

Use the grid below as needed. Write non-integer values in square root form AND as a decimal number rounded to the nearest tenth.

<p>1. Find the length of each side of <math>\triangle ABC</math>:</p> <p><math>A(2,6), B(2,2), C(5,2)</math></p> <p><math> AB </math>: _____</p> <p><math> BC </math>: _____</p> <p><math> AC </math>: _____</p>	<p>2. Find the length of each side of <math>\triangle DEF</math>:</p> <p><math>D(-2,6), E(-6,6), F(-6,4)</math></p> <p><math> ED </math>: _____</p> <p><math> EF </math>: _____</p> <p><math> FD </math>: _____</p>
<p>3. Find the length the diagonal <math>\overline{KM}</math> of rectangle <math>JKLM</math>:</p> <p><math>J(-3,0), K(7,0), L(7,-3), M(-3,-3)</math></p> <p><math> KM </math>: _____</p> <div style="border: 1px solid black; padding: 5px; width: fit-content; margin-left: auto; margin-right: auto;"> <p>Notation reminder:                      We denote a line segment from point <math>K</math> to point <math>M</math> as <math>\overline{KM}</math>.                      We denote the length of <math>\overline{KM}</math> as <math> KM </math>.</p> </div>	<p>4. Find <math> BD </math> for <math>B</math> and <math>D</math> as in problems 1 and 2.</p> <p><math> DB </math>: _____</p>

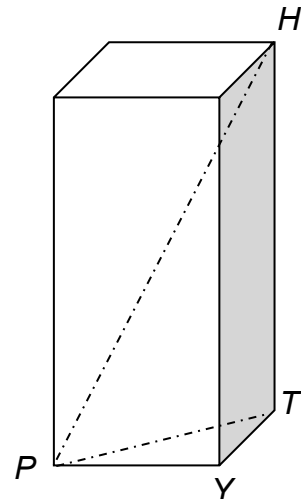


## THE DIAGONAL OF A RECTANGULAR PRISM

The rectangular prism pictured below (not necessarily drawn to scale) has the given dimensions:

$$|PY| = 4\text{cm} \quad |YT| = 3\text{cm} \quad |TH| = 12\text{cm}$$

1. The diagonal of the BASE of the prism is line segment \_\_\_\_\_.
  - Use a colored pencil to draw a triangle that includes this diagonal as the hypotenuse.
  - Mark the right angle on the prism, and sketch and label the triangle below.
  - Find the length of the diagonal of the prism's base.
  
2. The diagonal of the prism is line segment \_\_\_\_\_.
  - Use a different colored pencil to draw a triangle that includes this diagonal as the hypotenuse.
  - Mark the right angle on the prism, and sketch and label the triangle below.
  - Find the length of the diagonal of the prism.





# SKILL BUILDERS, VOCABULARY AND REVIEW

## SKILL BUILDER 1

Solve each proportion using any method.

1. $\frac{3}{8} = \frac{x}{24}$	2. $\frac{12}{x} = \frac{3}{7}$
3. $\frac{x}{5} = \frac{10}{20}$	4. $\frac{9}{2} = \frac{3}{x}$

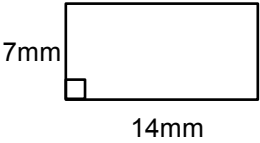
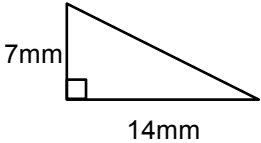
Solve for x.

5. $\frac{1}{4}x - 4 = -6$	6. $\frac{3}{4}x + \frac{1}{2} - x = \frac{1}{2}\left(x - \frac{1}{4}\right)$
----------------------------	---

The formulas for finding the circumference and area of a circle are below.  
For each equation, solve for  $\pi$ .

7. $C = \pi d$	8. $A = \pi r^2$
----------------	------------------

Find the area of each figure.

9.  $A = \underline{\hspace{2cm}}$	10.  $A = \underline{\hspace{2cm}}$
--	---

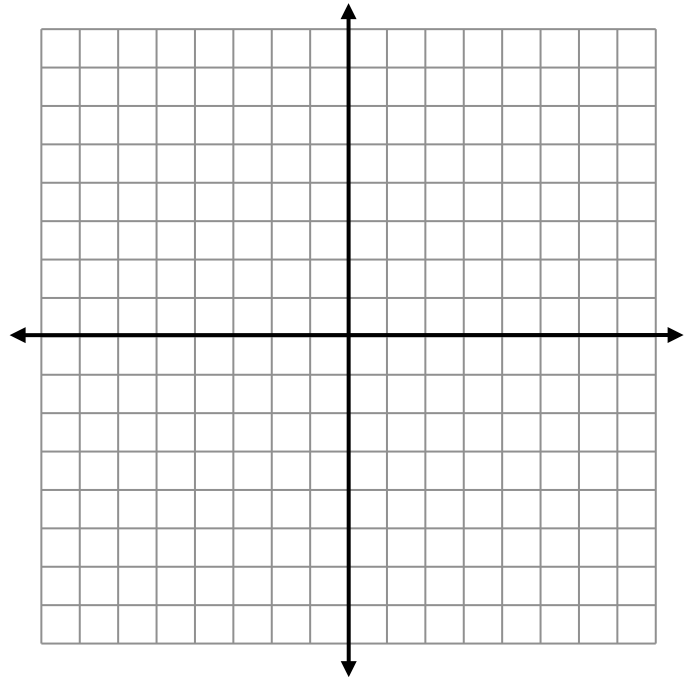
## SKILL BUILDER 2

Draw the following lines on the coordinate axes below. Then fill in the table.

One point on the line	slope	y-intercept	x-intercept	equation of the line in slope-intercept form
1. (1, 1)		-3		A.
2. (4, -3)		3		B.
3.				C. $y = -3x + 4$
4.				D. $y = -\frac{1}{3}x - 4$

Use letters A-D to answer problems 5-8.

5. Which is the only line above with a positive slope?
6. Of the lines with a negative slope, which is the flattest?
7. Which is the steepest?
8. Write an equation of a line that is parallel to line A.



### SKILL BUILDER 3

Write each expression in exponent form.

1. $5^3 \cdot 5^2$	2. $(5^3)^2$	3. $x^3 \cdot x^2$	4. $(x^3)^2$
5. $7^9 \cdot 7^{-9}$	6. $7^4 \cdot 7^{-9}$	7. $\frac{9^2}{9^3}$	8. $(9^3)^{-5}$

Compute.

9. $-6^2$	10. $(-6)^{-2}$	11. $(-6)^2$
12. $5^3 + 5^2$	13. $\left(\left(\frac{1}{2}\right)^3\right)^2$	14. $\left(\frac{1}{3}\right)^3 \cdot \left(\frac{1}{2}\right)^2$

15.  $\sqrt{37}$  is between the consecutive integers \_\_\_\_\_ and \_\_\_\_\_.

An approximation for  $\sqrt{37}$  as a mixed number is \_\_\_\_\_.

16. Simplify  $\left(\sqrt{\frac{20}{5}}\right)^2 + \sqrt{\frac{4}{81}}$

17. Write both numbers below in scientific notation. Then circle the larger number and write how many times larger it is than the other number.

$12 \times 10^{-8} \rightarrow$  \_\_\_\_\_

$0.36 \times 10^{-3} \rightarrow$  \_\_\_\_\_

**SKILL BUILDER 4**

Simplify each numerical expression. Leave in square root form if necessary.

1. $6^2 + 8^2$	2. $\sqrt{16} + \sqrt{9}$
3. $\sqrt{16+9}$	4. $\sqrt{25+4}$
5. $\sqrt{3^2+4^2}$	6. $\sqrt{5^2+12^2}$

Solve each for the positive value of  $x$ . Leave non-integer values in square root form.

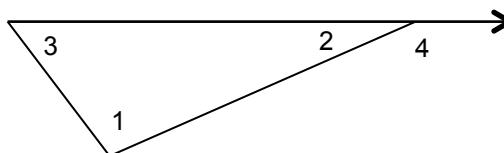
7. $x^2 = 49$	8. $x + 3 = 5$
9. $x + 3^2 = 5^2$	10. $x^2 + 3^2 = 5^2$
11. $x + 8^2 = 10^2$	12. $x^2 + 8^2 = 100$

### SKILL BUILDER 5

1. Solve the following system of equations using any method.

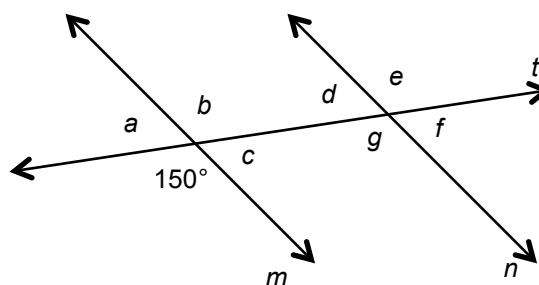
$$\begin{cases} y = -2x - 2 \\ -2x + 3y = 10 \end{cases}$$

2. If  $|\angle 1| = 96^\circ$ , and  $|\angle 2| = 32^\circ$ , then  $|\angle 3| = \underline{\hspace{2cm}}$ , and  $|\angle 4| = \underline{\hspace{2cm}}$



Lines  $m$  and  $n$  are parallel, and line  $t$  is a transversal. Find the following.

- 3.  $|\angle a| = \underline{\hspace{2cm}}$       4.  $|\angle b| = \underline{\hspace{2cm}}$
- 5.  $|\angle c| = \underline{\hspace{2cm}}$       6.  $|\angle d| = \underline{\hspace{2cm}}$
- 7.  $|\angle e| = \underline{\hspace{2cm}}$       8.  $|\angle f| = \underline{\hspace{2cm}}$
- 9.  $|\angle g| = \underline{\hspace{2cm}}$



Choose from the word bank below a term (or terms) to describe each pair of angles. Write ALL of the letters that apply.

- 10.  $\angle a$  and  $\angle b \rightarrow \underline{\hspace{2cm}}$       11.  $\angle c$  and  $\angle f \rightarrow \underline{\hspace{2cm}}$
- 12.  $\angle a$  and  $\angle c \rightarrow \underline{\hspace{2cm}}$       13.  $\angle c$  and  $\angle d \rightarrow \underline{\hspace{2cm}}$
- 14.  $\angle a$  and  $\angle d \rightarrow \underline{\hspace{2cm}}$       15.  $\angle d$  and  $\angle f \rightarrow \underline{\hspace{2cm}}$
- 16.  $\angle b$  and  $\angle g \rightarrow \underline{\hspace{2cm}}$       17.  $\angle c$  and  $\angle g \rightarrow \underline{\hspace{2cm}}$

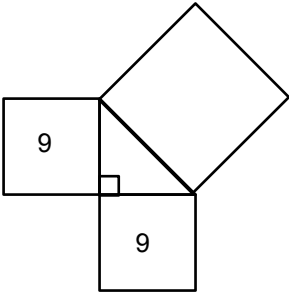
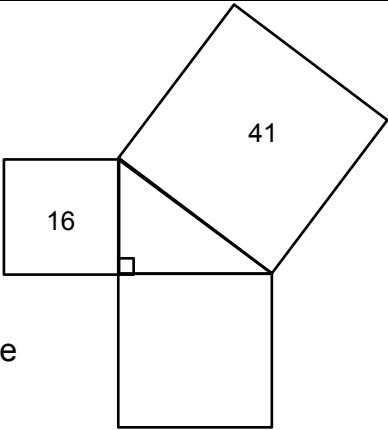
**WORD BANK**

A. adjacent angles	B. alternate exterior angles	C. alternate interior angles
D. complementary angles	E. corresponding angles	F. supplementary angles
G. vertical angles		

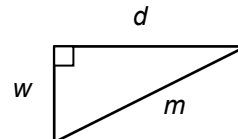
### SKILL BUILDER 6

1. The Pythagorean Theorem only applies to \_\_\_\_\_ triangles, with two shorter sides that are called \_\_\_\_\_, and a longest side that is called the \_\_\_\_\_.

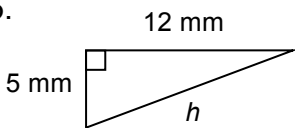
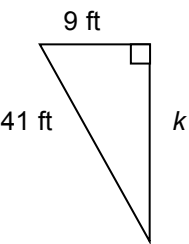
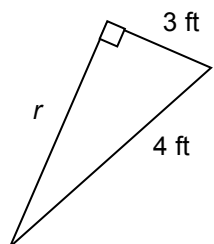
For each of the following, the areas of two squares are given in square units. Find the area of the third square (write it inside the square). Then find the side lengths asked for.

<p>2.</p>  <p>The length of each leg is _____.</p>	<p>3.</p>  <p>The length of the hypotenuse is _____.</p>
---	---

4. For the following triangle, write an equation that relates the given side lengths according to the Pythagorean Theorem.



Find the missing length for each right triangle using the Pythagorean Theorem.

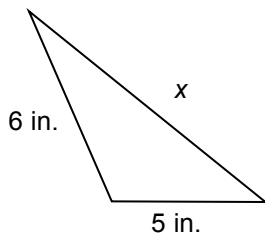
<p>5.</p> 	<p>6.</p> 	<p>7.</p> 
---	---	---

## SKILL BUILDER 7

Determine whether each set of three numbers is a Pythagorean triple. That is, could the numbers be the lengths of three sides of a right triangle?

1. 12, 16, 20	2. 7, 24, 25	3. 4, 6, 8
---------------	--------------	------------

4. Latonya said the missing side length of this triangle is  $\sqrt{61}$  inches. Is the work she showed to justify this claim correct? Explain.



$$5^2 + 6^2 = x^2$$

$$25 + 36 = x^2$$

$$61 = x^2$$

$$\sqrt{61} = x$$

5. A square has a perimeter of 20 cm. Find the length of its diagonal rounded to the nearest tenth.
6. Find the height of an equilateral triangle whose side is 8 ft. Round your answer to the nearest tenth.
7. Challenge: A gift box in the shape of a cube has a side length of 10 inches. Find the length of the diagonal, rounded to the nearest tenth of an inch.

## FOCUS ON VOCABULARY

Match the words to the clues.

<b>Words</b>	<b>Clues</b>
_____ 1. alternate interior angles	a. If $a$ and $b$ are legs of a right triangle and $c$ is the hypotenuse, then $a^2 + b^2 = c^2$ .
_____ 2. converse of the Pythagorean Theorem	b. 3, 4, 5 is an example of this
_____ 3. corresponding angles	c. The side of right triangle opposite the right angle. The longest side in a right triangle.
_____ 4. hypotenuse	d. If the sum of the squares of the lengths of two sides of a triangle is equal to the square of the length of the third side, then the triangle is a right triangle.
_____ 5. legs	e. A triangle that has a right angle.
_____ 6. obtuse angle	f. Two sides of the triangle adjacent to the right angle.
_____ 7. parallel lines	g. Lines in a plane that never meet.
_____ 8. Pythagorean Theorem	h. If two lines are cut by a transversal, these angles appear on the same side of the transversal in the same relative location.
_____ 9. Pythagorean triple	i. If two lines are cut by a transversal, these angles appear on the opposite sides of the transversal and between the parallel lines
_____ 10. right triangle	j. An angle that measures $180^\circ$ .
_____ 11. straight angle	k. An angle that measures more than $90^\circ$ and less than $180^\circ$ .
_____ 12. transversal	l. A line that crosses two or more lines in a plane.



## SELECTED RESPONSE

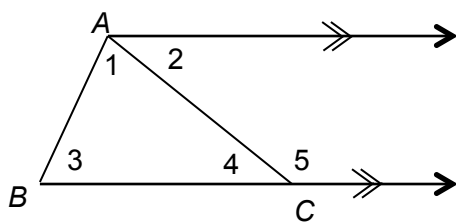


Figure 1

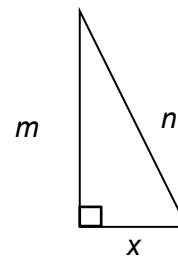


Figure 2

Show your work on a separate sheet of paper and choose the best answer.

---

1. Choose all correct statements about figure 1.

- |  |   |   |   |
|--|---|---|---|
| A. $\angle 1$ and $\angle 2$ are adjacent angles           | B. $\angle 4$ and $\angle 5$ are vertical angles      | C. $\angle 4$ and $\angle 5$ are supplementary angles | D. $\angle 1$ and $\angle 2$ are supplementary angles |
| E. $\angle 2$ and $\angle 4$ are alternate interior angles | F. $\angle 2$ and $\angle 3$ are corresponding angles | G. $\angle 2$ is an exterior angle of $\triangle ABC$ | H. $\angle 5$ is an exterior angle of $\triangle ABC$ |
| I. $\angle 1 + \angle 3 = \angle 5$                        | J. $\angle 3 + \angle 4 = \angle 2$                   |   |   |
| K. $\angle 1 + \angle 3 + \angle 4 = 180^\circ$            | L. $\angle 3 + \angle 4 + \angle 5 = 180^\circ$       |   |   |

2. Choose all correct statements about figure 2. Let  $m = 15$  cm and  $n = 17$  cm.

- |                        |                         |                      |   |
|------------------------|-------------------------|----------------------|---|
| A. $n$ is a hypotenuse | B. $m$ and $x$ are legs | C. $m^2 + x^2 = n^2$ | D. $n^2 - x^2 = m^2$  |
| E. $x = 64$            | F. $x = 8$              | G. $x = \sqrt{8}$    | H. $x$ can be found using the converse of the Pythagorean Theorem |

## KNOWLEDGE CHECK

Show your work on a separate sheet of paper and write your answers on this page.

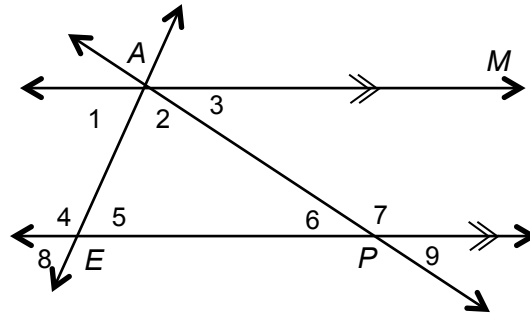
### 12.1 Angles and Triangles and 12.2 Parallel Lines

Use ALL of the words from the word bank that apply to each problem about the diagram below.

#### WORD BANK

- |                         |                                 |                              |
|-------------------------|---------------------------------|------------------------------|
| a. adjacent angles      | b. alternate exterior angles    | c. alternate interior angles |
| d. corresponding angles | e. exterior angle of a triangle | f. parallel lines            |
| g. supplementary angles | h. transversal                  | i. vertical angles           |

1. line  $AM$  and line  $EP$
2. line  $AP$
3.  $\angle 4$  and  $\angle 5$
4.  $\angle 5$  and  $\angle 8$
5.  $\angle 2$  and  $\angle 3$
6.  $\angle 1$  and  $\angle 8$
7.  $\angle 1$  and  $\angle 5$
8.  $\angle 3$  and  $\angle 9$
9.  $\angle 7$  in relation to  $\triangle AEP$



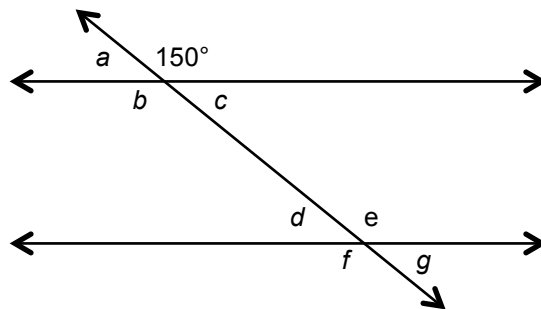
### 12.3 The Pythagorean Theorem

10. A right triangle has legs of 5 mm and 12 mm. Find the length of its hypotenuse.
11. Could a right triangle have side lengths 24, 25, and 7 units?
12. Find the height of an isosceles triangle with equal sides that each measure 5 m and a third side that measures 6 m (use the long side as the base).
13. In which problem above did you apply the converse of the Pythagorean Theorem?

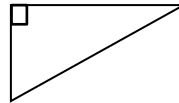
## HOME SCHOOL CONNECTION

1. Draw a picture and explain how you know the sum of the measures of the interior angles of a triangle is  $180^\circ$ .

2. Find the missing angles measures in the diagram. Assume that lines that appear parallel are parallel.



3. Draw squares on the sides of each of the sides of this triangle below and explain how they are related.



4. Determine whether a triangle with side lengths 30 m, 40 m, and 50 m is a right triangle. See if you can figure it out without substituting values into the Pythagorean Theorem.

Parent (or Guardian) Signature \_\_\_\_\_

# COMMON CORE STATE STANDARDS – MATHEMATICS

## STANDARDS FOR MATHEMATICAL CONTENT

- 8.EE.2 Use square root and cube root symbols to represent solutions to equations of the form  $x^2 = p$  and  $x^3 = p$ , where  $p$  is a positive rational number. Evaluate square roots of small perfect squares and cube roots of small perfect cubes. Know that  $\sqrt{2}$  is irrational.
- 8.G.5 Use informal arguments to establish facts about the angle sum and exterior angle of triangles, about the angles created when parallel lines are cut by a transversal, and the angle-angle criterion for similarity of triangles. *For example, arrange three copies of the same triangle so that the sum of the three angles appears to form a line, and give an argument in terms of transversals why this is so.*
- 8.G.6 Explain a proof of the Pythagorean Theorem and its converse.
- 8.G.7 Apply the Pythagorean Theorem to determine the unknown side lengths in right triangles in real-world and mathematical problems in two and three dimensions.
- 8.G.8 Apply the Pythagorean to find the distance between two points in a coordinate system.

## STANDARDS FOR MATHEMATICAL PRACTICE

- MP1 Make sense of problems and persevere in solving them.
- MP2 Reason abstractly and quantitatively.
- MP3 Construct viable arguments and critique the reasoning of others.
- MP7 Look for and make use of structure.



9 7 8 1 6 1 4 4 5 2 2 0 1

© 2013 Center for Math and Teaching